

CANVASS OF GENERAL ELECTION


I, **TODD TEFTELLER**, County Judge of Upshur County, Texas, met with the Commissioner's Court of Upshur County, sitting as the canvassing board of the **MAY 7, 2022 CONSTITUTIONAL AMENDMENT ELECTION** on May 16, 2022 to canvass the election returns.

I certify that the figures on the tally sheets correspond with the figures on the returns.

Witness my hand this 16 day of MAY, 2022.



Officer of Canvassing Authority

FILED
TERRI ROSS
COUNTY CLERK
2022 MAY 16 PM 12:44
UPSHUR COUNTY, TX.
BY 
DEPUTY

SUMMARY OF PRECINCT RETURNS

I, the undersigned, the presiding officer of the canvassing authority for the Constitutional Amendment Election, held on the 7th day of May, 2022, Upshur County, Texas do hereby certify that the following is a total of all votes received by each proposition as shown by the precinct returns. I further certify that the following vote totals include early voting votes by precinct received under Section 87.1231 of the Texas Election Code.

Proposition 1	
For	2,028
Against	208
Proposition 2	
For	2,003
Against	239

DATED, this 16 day of MAY, 2022.




Presiding Officer


STATE OF TEXAS PROPOSITION 1

Precinct	For	Against	Cast Votes	Undervotes	Overvotes	Absentee Voting Ballots Cast	Early Voting Ballots Cast	Election Day Voting Ballots Cast	Total Ballots Cast	Registered Voters	Turnout Percentage
1	108	6	114	3	0	11	45	61	117	1,778	6.58%
2	118	3	121	1	0	13	34	75	122	2,823	4.32%
2 - GL	5	0	5	0	0	1	0	4	5	76	6.58%
3	75	4	79	0	0	4	32	43	79	1,497	5.28%
4	1	0	1	0	0	0	0	1	1	114	0.88%
4 - NDISD	190	22	212	4	0	11	63	142	216	1,198	18.03%
5	33	1	34	0	0	1	17	16	34	541	6.28%
5 - OCISD	2	0	2	0	0	0	0	2	2	21	9.52%
6 - NDISD	295	46	341	4	0	7	150	188	345	1,570	21.97%
7	18	2	20	0	0	0	12	8	20	233	8.58%
7 - NDISD	133	24	157	3	0	5	59	96	160	637	25.12%
7 - OCISD	93	10	103	2	0	19	6	80	105	2,081	5.05%
8	43	3	46	0	0	4	23	19	46	762	6.04%
8 - OCISD	9	1	10	1	0	4	5	2	11	222	4.95%
9	108	9	117	1	0	16	23	79	118	2,108	5.60%
10	165	20	185	1	0	34	77	75	186	2,589	7.18%
11	33	0	33	0	0	9	6	18	33	662	4.98%
11 - GL	1	1	2	0	0	1	0	1	2	34	5.88%
12	64	6	70	0	0	12	35	23	70	785	8.92%
13	65	4	69	1	0	8	16	46	70	773	9.06%

I, Lory Harle, Elections Administrator, do hereby certify that the returns as shown on the official canvass report are true and correct.


 Lory Harle

5/13/2022
 Date



**CONSTITUTIONAL
AMENDMENT CANVASS
REPORT**

MAY 7, 2022 CONSTITUTIONAL
AMENDMENT

Run Time 11:22 AM
Run Date 05/13/2022

UPSHUR COUNTY, TEXAS

CONSTITUTIONAL AMENDMENT AND SPECIAL ELECTION


5/7/2022

Page 2

STATE OF TEXAS PROPOSITION 1

Precinct	For	Against	Cast Votes	Undervotes	Overvotes	Absentee Voting Ballots Cast	Early Voting Ballots Cast	Election Day Voting Ballots Cast	Total Ballots Cast	Registered Voters	Turnout Percentage
14	47	4	51	0	0	14	6	31	51	713	7.15%
15	119	9	128	1	0	14	45	70	129	2,260	5.71%
16	17	0	17	0	0	4	3	10	17	291	5.84%
16 - GL	112	11	123	2	0	14	17	94	125	1,408	8.88%
17	132	16	148	0	0	20	65	63	148	2,430	6.09%
18	30	6	36	0	0	7	20	9	36	639	5.63%
20	12	0	12	0	0	0	8	4	12	164	7.32%
Totals	2,028	208	2,236	24	0	233	767	1,260	2,260	28,409	7.96%

I, Lory Harle, Elections Administrator, do hereby certify that the returns as shown on the official canvass report are true and correct.



Lory Harle
Lory Harle

5/13/2022
Date

Official Results
Registered Voters
2260 of 28409 = 7.96%
Precincts Reporting
27 of 27 = 100.00%

CONSTITUTIONAL AMENDMENT CANVASS REPORT
 MAY 7, 2022 CONSTITUTIONAL AMENDMENT

UPSHUR COUNTY, TEXAS

CONSTITUTIONAL AMENDMENT AND SPECIAL ELECTION

Run Time 11:22 AM
 Run Date 05/13/2022


5/7/2022
 Page 3

Official Results
 Registered Voters 2260 of 28409 = 7.96%
 Precincts Reporting 27 of 27 = 100.00%


STATE OF TEXAS PROPOSITION 2

Precinct	For	Against	Cast Votes	Undervotes	Overvotes	Absentee Voting Ballots Cast	Early Voting Ballots Cast	Election Day Voting Ballots Cast	Total Ballots Cast	Registered Voters	Turnout Percentage
1	107	10	117	0	0	11	45	61	117	1,778	6.58%
2	113	8	121	1	0	13	34	75	122	2,823	4.32%
2 - GL	3	2	5	0	0	1	0	4	5	76	6.58%
3	74	5	79	0	0	4	32	43	79	1,497	5.28%
4	1	0	1	0	0	0	0	1	1	114	0.88%
4 - NDISD	186	27	213	3	0	11	63	142	216	1,198	18.03%
5	33	1	34	0	0	1	17	16	34	541	6.28%
5 - OCISD	2	0	2	0	0	0	0	2	2	21	9.52%
6 - NDISD	291	52	343	2	0	7	150	188	345	1,570	21.97%
7	18	2	20	0	0	0	12	8	20	233	8.58%
7 - NDISD	130	29	159	1	0	5	59	96	160	637	25.12%
7 - OCISD	89	14	103	2	0	19	6	80	105	2,081	5.05%
8	44	2	46	0	0	4	23	19	46	762	6.04%
8 - OCISD	8	3	11	0	0	4	5	2	11	222	4.95%
9	105	13	118	0	0	16	23	79	118	2,108	5.60%
10	166	19	185	1	0	34	77	75	186	2,589	7.18%
11	32	0	32	1	0	9	6	18	33	662	4.98%
11 - GL	1	1	2	0	0	1	0	1	2	34	5.88%
12	70	0	70	0	0	12	35	23	70	785	8.92%
13	62	8	70	0	0	8	16	46	70	773	9.06%

Lory Harle, Elections Administrator, do hereby certify that the returns as shown on the official canvass report are true and correct.


 Lory Harle
 Elections Administrator

5/13/2022
 Date



STATE OF TEXAS PROPOSITION 2


UPSHUR COUNTY, TEXAS
 FILED
 TERRI ROSS
 CLERK
 2022 MAY 16 PM 12:45
 UPSHUR COUNTY, TX.
 5/7/2022
 Page 4

Official Results
 Registered Voters: 28,409
 Precincts Reporting: 27 of 27 = 100.00%
 Turnout: 7.96%

Precinct	For	Against	Cast Votes	Undervotes	Overvotes	Absentee Voting Ballots Cast	Early Voting Ballots Cast	Election Day Voting Ballots Cast	Total Ballots Cast	Registered Voters	Turnout Percentage
14	42	9	51	0	0	14	6	31	51	713	7.15%
15	119	10	129	0	0	14	45	70	129	2,260	5.71%
16	14	2	16	1	0	4	3	10	17	291	5.84%
16-GL	109	11	120	5	0	14	17	94	125	1,408	8.88%
17	140	7	147	1	0	20	65	63	148	2,430	6.09%
18	32	4	36	0	0	7	20	9	36	639	5.63%
20	12	0	12	0	0	0	8	4	12	164	7.32%
Totals	2,003	239	2,242	18	0	233	767	1,260	2,260	28,409	7.96%

BY  DEPUTY

Lory Harle, Elections Administrator, do hereby certify that the returns as shown on the official canvass report are true and correct.

 Lory Harle
 Date: 5/13/2022

